

**UN-AUDITED FINANCIAL STATEMENTS
FOR THE FIRST QUARTER (Q1) PERIOD
ENDED ON MARCH 31, 2023
OF
UNITED COMMERCIAL BANK PLC.**

UNITED COMMERCIAL BANK PLC
CONSOLIDATED BALANCE SHEET
AS AT 31 MARCH 2023
(UNAUDITED)

PROPERTIES AND ASSETS	31-03-2023 Taka	31-12-2022 Taka
Cash	27,066,523,487	30,939,723,526
Cash in Hand (Including Foreign Currencies)	8,224,387,620	9,100,795,455
Balance with Bangladesh Bank & its agent bank(s) (Including Foreign Currencies)	18,842,135,867	21,838,928,071
Balance with other banks & financial institutions	15,868,115,359	17,975,933,601
In Bangladesh	5,668,652,804	4,509,386,657
Outside Bangladesh	10,199,462,555	13,466,546,944
Money at call on short notice	5,900,000,000	-
Investments	83,262,235,968	79,010,194,462
Government	69,306,827,462	65,222,002,585
Others	13,955,408,506	13,788,191,877
Loans and Advances	469,604,413,433	474,639,746,248
Loans,Cash Credits, Overdrafts etc	457,069,150,565	451,148,361,902
Bills purchased and discounted	12,535,262,868	23,491,384,346
Fixed assets including premises,furniture & fixture	16,839,591,895	17,026,510,993
Other assets	14,335,392,956	13,714,813,337
Non-banking assets	-	-
Total Assets	<u>632,876,273,098</u>	<u>633,306,922,167</u>
LIABILITIES AND CAPITAL		
Liabilities :		
Borrowings from other banks,financial institutions and agents	83,798,806,291	107,039,740,584
Deposits and other accounts	444,546,625,196	424,683,416,974
Current accounts & other accounts	102,582,054,570	92,967,521,218
Bills Payable	5,766,580,446	7,016,021,483
Savings Bank Deposits	86,421,575,630	85,798,085,253
Term Deposit	249,776,414,550	238,901,789,020
Other Liabilities	63,876,803,954	61,405,650,473
Total Liabilities	<u>592,222,235,441</u>	<u>593,128,808,031</u>
Capital/Shareholders'Equity		
Paid up Capital	14,062,366,430	14,062,366,430
Share Premium	1,454,976,750	1,454,976,750
Statutory Reserve	16,027,898,722	15,764,308,439
General Reserve	26,577,961	26,577,961
Other Reserve	2,805,147,849	2,797,068,995
Retained Earning	6,277,069,770	6,072,815,387
Total Shareholders' Equity	40,654,037,482	40,178,113,962
Non Controlling Interest	175	174
Total shareholders' Equity with non controlling interest	<u>40,654,037,657</u>	<u>40,178,114,136</u>
Total Liabilities and Shareholders' Equity	<u>632,876,273,098</u>	<u>633,306,922,167</u>

UNITED COMMERCIAL BANK PLC
CONSOLIDATED OFF-BALANCE SHEET ITEMS
AS AT 31 MARCH 2023
(UNAUDITED)

OFF BALANCE SHEET ITEMS


	31-03-2023 Taka	31-12-2022 Taka
Contingent Liabilities	232,794,545,212	215,667,677,403
Acceptances & Endorsements	82,689,074,807	95,629,506,243
Letter of Guarantees	65,937,841,874	59,964,400,737
Irrevocable Letter of Credit	56,262,116,085	39,547,144,513
Bills for Collection	18,722,575,346	20,526,625,910
Other contingent Liabilities	9,182,937,100.00	-
Other Commitments	-	2,272,080,692
Documentary credit and other short term trade related transactions	-	-
Forward assets purchased and forward deposits placed	-	2,272,080,692
Undrawn note issuance and revolving underwriting facilities	-	-
Undrawn formal standby facilities, credit lines and other commitments	-	-
Total Off-Balance sheet items including contingent liabilities	<u>232,794,545,212</u>	<u>217,939,758,095</u>


Chief Financial Officer


Company Secretary


Managing Director & CEO


Director


Director


UNITED COMMERCIAL BANK PLC
CONSOLIDATED PROFIT AND LOSS ACCOUNT
FOR THE PERIOD ENDED 31 MARCH 2023
(UNAUDITED)


	January to March 31, 2023 Taka	January to March 31, 2022 Taka
OPERATING INCOME		
Interest Income	8,469,500,271	7,352,609,542
Interest Paid on Deposit and Borrowings	5,234,054,616	4,025,081,988
Net Interest Income	3,235,445,656	3,327,527,554
Income from Investment	1,525,706,136	1,257,208,928
Commission, Exchange and Brokerage	1,900,447,096	1,999,052,051
Other Operating Income	61,796,806	93,423,618
	3,487,950,039	3,349,684,598
Total Operating Income (A)	6,723,395,694	6,677,212,152
OPERATING EXPENSES		
Salary and Allowances	2,280,035,569	2,061,427,344
Rent, Taxes, Insurance, Electricity etc.	454,225,779	337,563,599
Legal Expenses	19,543,610	28,397,122
Postage, Stamps, Telecommunications etc.	64,029,332	65,850,042
Stationery, Printing, Advertisements etc.	400,855,641	530,606,547
Chief Executive's Salary and Fees	4,300,000	3,066,184
Director's Fees	490,555	614,845
Auditors Fees	328,761	305,249
Depreciation and repair of Banks Assets	619,534,892	494,944,907
Other Expenses	1,281,036,451	791,360,466
Total Operating Expenses (B)	5,124,380,591	4,314,136,304
Profit & Loss before provision (C) =(A-B)	1,599,015,103	2,363,075,848
Provision for Loans & Advances	475,145,148	1,624,687,068
Provision for diminution in value of investments	(166,189,040)	33,269,705
Other provision	212,967,936	(84,670,380)
Total Provision	521,924,044	1,573,286,394
Total Profit before Income Tax	1,077,091,059	789,789,454
Provision for Taxation	609,246,396	454,216,594
Current Tax Expenses	728,114,287	927,980,026
Deferred Tax Expenses	(118,867,891)	(473,763,432)
	467,844,663	335,572,860
Net profit after Tax	467,844,663	335,572,860
Appropriations :		
Statutory Reserve	263,590,283	184,735,496
Retained Earning	204,254,380	150,837,363
Attributable to:		
Equity holders' of the Bank	204,254,380	150,837,363
Non controlling interest	-	14
	204,254,380	150,837,378
Earning per ordinary share (EPS)	0.33	0.24


Chief Financial Officer


Company Secretary


Managing Director & CEO


Director


Director


UNITED COMMERCIAL BANK PLC
CONSOLIDATED CASH FLOW STATEMENT
FOR THE PERIOD ENDED 31 MARCH 2023
(UNAUDITED)


	January to March 31, 2023 Taka	January to March 31, 2022 Taka
Cash flows from operating activities		
Interest receipts	9,719,386,401	8,400,866,873
Interest payments	(3,974,515,151)	(2,855,422,531)
Dividend receipt	41,581,153	57,687,065
Fees & Commission receipt	1,299,464,169	1,299,902,267
Recoveries from previously written off advances	21,093,162	24,643,727
Payments to employees	(2,292,274,160)	(2,055,582,567)
Payments to suppliers	(1,773,678,756)	(1,224,722,342)
Payment for Advance Income Tax	(644,252,965)	(928,426,764)
Receipt from other operating activities	65,842,747	74,174,185
Payment for other activities	(1,053,824,166)	(954,949,701)
Operating profit before changes in operating assets and Liabilities	1,408,822,434	1,838,170,212
Increase/Decrease in operating assets and liabilities		
Statutory Deposit	(3,960,555,514)	840,619,167
Purchase of trading securities	(271,104,522)	(35,633,555)
Loans and advances to customers	5,043,466,485	(14,380,246,377)
Other Assets	2,538,937,954	(505,984,561)
Deposit from Banks	6,232,356,688	-
Deposit from customers	12,636,526,115	4,342,465,019
Other liabilities	(736,164,293)	(781,551,735)
Net cash flow from operating activities (A)	22,892,285,347	(8,682,161,830)
Cash flows from investing activities		
Purchase/Sales of Securities	(20,400,000)	(68,174,841)
Purchase of Property, Plant & Equipments	(242,738,914)	(368,520,407)
Sales of Property, Plant & Equipments	-	-
Net cash increase/decrease for sales of subsidiary	-	-
Net cash from investing activities (B)	(263,138,914)	(436,695,248)
Cash flows from financing activities		
Receipt from borrowing from other banks	(23,190,934,291)	3,367,676,491
Repayment of borrowing and release of debt securities	(50,000,000)	-
Cash received from issuing of right shares	-	-
Cash dividend payment	-	-
Net cash from financing activities (C)	(23,240,934,291)	3,367,676,491
Net cash increase/decrease in cash (A+B+C)	(611,787,858)	(5,751,180,587)
Effects of the changes of exchange rate on cash and cash equivalents*	530,769,575	708,753,787
Cash and cash equivalent at beginning of the year	48,915,657,129	49,213,957,053
Cash and cash equivalent at the end of the period	48,834,638,846	44,171,530,253


Chief Financial Officer


Company Secretary


Managing Director & CEO


Director


Director

UNITED COMMERCIAL BANK PLC
CONSOLIDATED STATEMENT OF CHANGES IN EQUITY
FOR THE PERIOD ENDED 31 MARCH 2023
(UNAUDITED)


(Amount in Taka)


Particulars	Paid up Capital	Share Premium	Statutory Reserve	General Reserve	Retained Earnings	Assets Revaluation Reserve	Investment Revaluation Reserve	Non Controlling Interest	Foreign Corrcy Translation gain/(loss)	Total
Balance as at ,01 January 2023.	14,062,366,430	1,454,976,750	15,764,308,439	26,577,961	6,072,815,386	2,534,101,559	128,060,537	174	134,906,899	40,178,114,135
Changes in accounting policy	-	-	-	-	-	-	-	-	-	-
Restated balance	14,062,366,430	1,454,976,750	15,764,308,439	26,577,961	6,072,815,386	2,534,101,559	128,060,537	174	134,906,899	40,178,114,135
Surplus/(Deficit) on revaluation of properties	-	-	-	-	-	-	-	-	-	-
Surplus/(Deficit) on revaluation of investments	-	-	-	-	-	-	7,000,821	-	-	7,000,821
Currency Translation gain/(loss)	-	-	-	-	-	-	-	-	1,078,033	1,078,033
Net profit for the period	-	-	-	-	467,844,663	-	-	-	-	467,844,663
Appropriation made during the period	-	-	263,590,283	-	(263,590,283)	-	-	-	-	-
Dividends	-	-	-	-	-	-	-	-	-	-
Issue of Share Capital	-	-	-	-	-	-	-	-	-	-
Non Controlling Interest	-	-	-	-	-	-	-	-	-	-
Balance as at March 31, 2023	14,062,366,430	1,454,976,750	16,027,898,722	26,577,961	6,277,069,767	2,534,101,559	135,061,358	174	135,984,931	40,654,037,652
Balance as at March 31, 2022	12,783,969,490	1,454,976,750	14,740,704,177	26,577,961	6,086,317,640	2,534,101,559	56,885,643	279	25,529,432	37,709,062,932


 Chief Financial Officer


 Company Secretary


 Managing Director & CEO


 Director


 Director

UNITED COMMERCIAL BANK PLC
BALANCE SHEET
AS AT 31 MARCH 2023
(UNAUDITED)

PROPERTIES AND ASSETS	31-03-2023 Taka	31-12-2022 Taka
Cash	27,065,840,899	30,939,034,586
Cash in Hand (Including Foreign Currencies)	8,223,705,032	9,100,106,515
Balance with Bangladesh Bank & its agent bank(s) (Including Foreign Currencies)	18,842,135,867	21,838,928,071
Balance with other banks & financial institutions	14,963,028,014	16,872,052,936
In Bangladesh	4,763,565,459	3,405,505,992
Outside Bangladesh	10,199,462,555	13,466,546,944
Money at call on short notice	5,900,000,000	-
Investments	80,659,073,347	76,434,562,205
Government	68,665,792,136	64,706,395,079
Others	11,993,281,211	11,728,167,126
Loans and Advances	465,342,521,149	468,605,096,016
Loans, Cash Credits, Overdrafts etc	452,807,258,281	445,113,711,670
Bills purchased and discounted	12,535,262,868	23,491,384,346
Fixed assets including premises, furniture & fixture	14,378,770,522	14,579,410,074
Other assets	21,371,979,792	20,646,673,379
Non-banking assets	-	-
Total Assets	629,681,213,722	628,076,829,196
LIABILITIES AND CAPITAL		
Liabilities :		
Borrowings from other banks, financial institutions and agents	82,479,922,266	103,891,893,400
Deposits and other accounts	445,771,405,424	426,028,440,768
Current accounts & other accounts	103,806,834,798	94,312,545,012
Bills Payable	5,766,580,446	7,016,021,483
Savings Bank Deposits	86,421,575,630	85,798,085,253
Fixed Deposit	249,776,414,550	238,901,789,020
Other Liabilities	59,902,438,723	57,199,836,761
Total Liabilities	588,153,766,413	587,120,170,929
Capital/Shareholders' Equity		
Paid up Capital	14,062,366,430	14,062,366,430
Share Premium	1,454,976,750	1,454,976,750
Statutory Reserve	15,952,837,941	15,730,183,055
General Reserve	26,577,961	26,577,961
Other Reserve	2,805,147,849	2,797,068,995
Retained Earning	7,225,540,377	6,885,485,076
Total Shareholders' Equity	41,527,447,309	40,956,658,267
Total Liabilities and Shareholders' Equity	629,681,213,722	628,076,829,196

UNITED COMMERCIAL BANK PLC
OFF-BALANCE SHEET ITEMS
AS AT 31 MARCH 2023
(UNAUDITED)

OFF BALANCE SHEET ITEMS

Contingent Liabilities

Acceptances & Endorsements
 Letter of Guarantees
 Irrevocable Letter of Credit
 Bills for Collection
 Other contingent Liabilities

31-03-2023 Taka	31-12-2022 Taka
232,794,545,212	215,667,677,403
82,689,074,807	95,629,506,243
65,937,841,874	59,964,400,737
56,262,116,085	39,547,144,513
18,722,575,346	20,526,625,910
9,182,937,100.00	-

Other Commitments

Documentary credit and other short term trade related transactions
 Forward assets purchased and forward deposits placed
 Undrawn note issuance and revolving underwriting facilities
 Undrawn formal standby facilities, credit lines and other commitments

-	2,272,080,692
-	-
-	2,272,080,692
-	-
-	-

Total Off-Balance sheet items including contingent liabilities

232,794,545,212	217,939,758,095
------------------------	------------------------




Chief Financial Officer



Company Secretary



Managing Director & CEO



Director



Director


UNITED COMMERCIAL BANK PLC
PROFIT AND LOSS ACCOUNT
FOR THE PERIOD ENDED 31 MARCH 2023
(UNAUDITED)


	January to March 31, 2022 Taka	January to March 31, 2022 Taka
OPERATING INCOME		
Interest Income	8,281,550,201	7,159,392,027
Interest Paid on Deposit and Borrowings	5,178,146,432	3,926,318,790
Net Interest Income	3,103,403,770	3,233,073,238
Income from Investment	1,501,303,297	1,238,090,025
Commission, Exchange and Brokerage	1,657,997,126	1,802,706,831
Other Operating Income	56,649,453	70,116,212
	3,215,949,876	3,110,913,068
Total Operating Income (A)	6,319,353,645	6,343,986,306
OPERATING EXPENSES		
Salary and Allowances	2,091,631,803	1,889,426,884
Rent,Taxes,Insurance,Electricity etc.	443,690,947	328,743,237
Legal Expenses	17,955,770	24,312,824
Postage,Stamps, Telecommunications etc.	60,147,221	60,934,826
Stationery, Printing, Advertisements etc.	380,270,224	358,341,793
Chief Executive's Salary and Fees	4,300,000	3,066,184
Director's Fees	424,555	504,395
Auditors Fees	287,511	287,499
Depreciation and repair of Banks Assets	595,723,221	477,156,274
Other Expenses	1,094,071,024	752,445,829
Total Operating Expenses (B)	4,688,502,277	3,895,219,745
Profit & Loss before provision (C) =(A-B)	1,630,851,369	2,448,766,561
Provision for Loans & Advances	467,963,812	1,614,687,068
Provision for diminution in value of investments	(163,354,810)	29,175,673
Other provision	212,967,936	(88,491,600)
Total Provision	517,576,938	1,555,371,142
Total Profit before Income Tax	1,113,274,431	893,395,419
Provision for Taxation	550,564,244	377,699,309
Current Tax Expenses	786,577,044	851,799,861
Deferred Tax Expenses	(236,012,801)	(474,100,552)
Net profit after Tax	562,710,187	515,696,111
Appropriations :		
Statutory Reserve	222,654,886	178,679,084
Retained Earning	340,055,301	337,017,027
Earning per ordinary share (EPS)	0.40	0.37


Chief Financial Officer


Company Secretary


Managing Director & CEO


Director


Director

UNITED COMMERCIAL BANK PLC
CASH FLOW STATEMENT
FOR THE PERIOD ENDED 31 MARCH 2023
(UNAUDITED)

	January to March 31, 2023 Taka	January to March 31, 2022 Taka
Cash flows from operating activities		
Interest receipts	9,455,791,480	8,147,058,022
Interest payments	(3,919,856,967)	(2,808,833,885)
Dividend receipt	40,247,025	51,915,316
Fees & Commission receipt	1,127,227,551	1,093,953,044
Recoveries from previously written off advances	21,093,162	24,643,727
Payments to employees	(2,095,931,803)	(1,892,493,068)
Payments to suppliers	(1,539,550,431)	(913,202,480)
Payment for Advance Income Tax	(618,444,346)	(888,594,212)
Receipt from other operating activities	59,963,664	69,595,955
Payment for other activities	(1,028,475,181)	(934,800,134)
Operating profit before changes in operating assets and Liabilities	1,502,064,155	1,949,242,285
Increase/Decrease in operating assets and liabilities		
Statutory Deposit	(3,960,555,514)	840,619,167
Purchase/Sale of trading securities	(284,714,085)	87,078,106
Loans and advances to customers	3,262,574,866	(16,714,028,061)
Other Assets	2,509,894,260	(637,033,149)
Deposit from Banks	6,232,356,688	-
Deposit from customers	12,510,607,970	4,323,093,234
Other liabilities	(563,253,788)	(1,196,331,483)
Net cash flow from operating activities (A)	21,208,974,552	(11,347,359,902)
Cash flows from investing activities		
Purchase/Sales of Securities	19,600,000	(32,900,000)
Purchase of Property, Plant & Equipments	(229,591,603)	(292,004,712)
Sales of Property, Plant & Equipments	-	-
Net cash increase/decrease for sales of subsidiary	-	-
Net cash from investing activities (B)	(209,991,603)	(324,904,712)
Cash flows from financing activities		
Receipt/(Payment) from borrowing from other banks	(21,361,971,132)	5,867,748,753
Repayment of borrowing and release of debt securities	(50,000,000)	-
Cash received from issuing of Right shares	-	-
Cash dividend payment	-	-
Net cash from financing activities (C)	(21,411,971,132)	5,867,748,753
Net cash increase/decrease in cash (A+B+C)	(412,988,184)	(5,804,515,862)
Effects of the changes of exchange rate on cash and cash equivalents*	530,769,575	708,753,786.75
Cash and cash equivalent at beginning of the year	47,811,087,522	47,989,429,517
Cash and cash equivalent at the end of the period	47,928,868,913	42,893,667,441


Chief Financial Officer


Company Secretary


Managing Director & CEO


Director


Director


**UNITED COMMERCIAL BANK PLC
STATEMENT OF CHANGES IN EQUITY
FOR THE PERIOD ENDED 31 MARCH 2023
(UNAUDITED)**


Particulars	Paid up Capital	Share Premium	Statutory Reserve	General Reserve	Retained Earnings	Assets Revaluation Reserve	Investment Revaluation Reserve	Foreign Correny Translation gain/(loss)	Total
Balance as at ,01 January 2023.	14,062,366,430	1,454,976,750	15,730,183,055	26,577,961	6,885,485,076	2,534,101,559	128,060,537	134,906,900	40,956,658,268
Changes in accounting policy	-	-	-	-	-	-	-	-	-
Restated balance	14,062,366,430	1,454,976,750	15,730,183,055	26,577,961	6,885,485,076	2,534,101,559	128,060,537	134,906,900	40,956,658,268
Surplus/(Deficit) on revaluation of properties	-	-	-	-	-	-	-	-	-
Surplus/(Deficit) on revaluation of investments	-	-	-	-	-	-	7,000,821	-	7,000,821
Currency translation differences	-	-	-	-	-	-	-	1,078,033	1,078,033
Net profit for the period	-	-	-	-	562,710,187	-	-	-	562,710,187
Appropriation made during the period	-	-	222,654,886	-	(222,654,886)	-	-	-	-
Dividends	-	-	-	-	-	-	-	-	-
Issue of Share Capital	-	-	-	-	-	-	-	-	-
Balance as at March 31, 2023	14,062,366,430	1,454,976,750	15,952,837,941	26,577,961	7,225,540,377	2,534,101,559	135,061,358	135,984,932	41,527,447,308
Balance as at March 31, 2022	12,783,969,490	1,454,976,750	14,725,648,007	26,577,961	6,334,677,442	2,534,101,559	56,885,645	25,529,433	37,942,366,287


Chief Financial Officer


Company Secretary


Managing Director & CEO


Director


Director

United Commercial Bank PLC

Selective Notes to the Interim Financial Statements as at & for the period ended 31 March 2023

01. Basis of Preparation

The 1st quarter financial statements are being prepared in condensed form in accordance with the requirements of International Accounting Standard (IAS)-34 "Interim Financial Reporting", Rule 13 of the Securities and Exchange Rules 1987, International Financial Reporting Standards (IFRS) and other applicable laws and regulations from various Government bodies.

02. Accounting policies

Accounting policies have been followed in preparing these financial statements are same as applied in financial statements of the Bank of preceding financial year 2022.

03. Operating Profit

Bank's operating profit has decreased by Tk. 81.79 crore mainly due to decrease of total operating income by Tk. 2.46 crore and increase of operating expense by Tk. 79.33 crore over same period of last year.

04. Total Operating Expense

Total operating expenses has increased by Tk. 79.33 crore mainly due to increase of salary, rent, depreciation etc.

05. Provisions

Provisions consists of provision for loans & advances, provision for changes in the value of investment as well as provision for off balance sheet exposure.

06. Provision for taxation

Provision for income tax has been made on taxable income after necessary add back in accordance with the provisions of Finance Act 2022, the Income Tax ordinance 1984 and other relevant legislation as applicable.

07. Earnings per share (EPS)

Earnings per share (EPS) has been calculated in accordance with IAS 33 "Earnings Per Share".

	31 March 2023	31 March 2022
Profit after tax:		
Profit after tax for the period (Banks)	562,710,187	515,696,111
Profit after tax for the period (Consolidated)	467,844,663	335,572,860
Weighted average number of shares outstanding:	1,406,236,643	1,406,236,643
EPS Calculations:		
Basic Earnings per share (EPS) - (Banks)	0.40	0.37
Basic Earnings per share (EPS) - (Consolidated)	0.33	0.24
Diluted Earnings per share (DEPS)		
DEPS has been calculated for the comparative period in line with the current period.		
	31 March 2023	31 March 2022
08. Net Asset Value Per Share (NAVPS)		
Net Asset Value Per Share (NAVPS) - Banks	29.53	26.98
Net Asset Value Per Share (NAVPS) - Consolidated	28.91	26.82
09. Net Operating Cash Flow Per Share (NOCFPS)		
Net Operating Cash Flow Per Share (NOCFPS) - Banks	15.08	(8.07)
Net Operating Cash Flow Per Share (NOCFPS) - Consolidated	16.28	(6.17)
10. Shareholders' Equity:	31 March 2023	31 March 2022
Paid up Capital	14,062,366,430	12,783,969,490
Share Premium	1,454,976,750	1,454,976,750
Statutory Reserve	15,952,837,941	14,725,648,007
General Reserve	26,577,961	26,577,961
Asset Revaluation Reserve	2,534,101,559	2,534,101,559
Investment Revaluation Reserve	135,061,358	56,885,645
Foreign currency translation gain/(loss)	135,984,932	25,529,433
Retained Earnings	7,225,540,377	6,334,677,442
	<u>41,527,447,308</u>	<u>37,942,366,287</u>

11. Events after the reporting period

No other material event occurred after the balance sheet date, which could materially affect the amounts or disclosures in these financial statements.

12. Approval of 1st quarter unaudited financial statements:

The 1st quarter un-audited financial statements for the period ended on 31 March 2023 were approved on 14 May 2023.




Chief Financial Officer



Company Secretary



Managing Director & CEO



Director



Director